



Roe Green Infant School

MEDIUM TERM PLANNING 2024-25

NURSERY



AUTUMN 1

PSED

Development Matters

Find ways of managing transitions, for example from their parent to their key person.

Show more confidence in new social situations

Express preferences and decisions.

Begin to show 'effortful control'. For example, waiting for a turn and resisting the strong impulse to grab what they want or push their way to the front.

Play with one or more other children, extending and elaborating play ideas.

Develop friendships with other children.

Play with increasing confidence on their own and with other children, because they know their key person is nearby and available.

Activities

Settling in activities. Get to know members of staff through circle time activities e.g. 'My name is...' 'I like ...' Jigsaw PSHE (Aut 1) Begin after settling in period.

Allow children to select own activities. Discuss activities during milk time.

Discuss nursery rules during every day routines – stories linked to this e.g. A Playhouse for Monster, PSED books (borrow from Reception classes)

Create areas in which children can sit and chat with friends, such as a snug den. Encourage children to talk to each other while playing in the role play area and outdoors.

Staff supporting children in selecting their own activities. Collaborative games e.g. snap, pairs, snakes & ladders.

Adults modelling play in different areas during settling in period.

Plan activities that involve collaborative play e.g. bikes for 2, shared painting. Introduce rules for playing and collaborating with others. Display photographs around the nursery of children playing together.

Circle time activities, encourage children to take turns in speaking. Call children by name as they take turns, ask them if they can recall other children's names.

Communication & Language

Development Matters

Pay attention to more than one thing at a time, which can be difficult.

Listen and respond to a simple instruction

Be able to express a point of view and to debate when they disagree with an adult or a friend, using words as well as actions.

Activities

Follow simple instructions regarding the nursery routine. Introduction of nursery rules. Introduce the rules for carpet times e.g. eyes looking, ears listening, etc.

Begin focus activities and following instructions linked to the task.




Speaking and listening opportunities, discussions, circle time, show and tell and role-play. Encourage children to join in at circle time saying simple sentences e.g. I like...

<p>Start to say how they are feeling, using words as well as actions.</p> <p>Use a wider range of vocabulary.</p> <p>Begin to make sense of their own life-story and family's history.</p>	<p>Encourage children to talk about themselves and their families. Share family photos with the children.</p> <p>Talk about themselves, their family and where they live. Look at children's family photos with them to support them in settling.</p> <p>Talk about the different festivals that we celebrate. Encourage children to talk about their own experiences. Show & tell activities.</p>
--	--

Physical

Development Matters	Activities
<p>Use large-muscle movements to wave flags and streamers, paint and make marks</p> <p>Use one-handed tools and equipment, for example, making snips in paper with scissors.</p> <p>Use large and small motor skills to do things independently, for example manage buttons and zips, and pour drinks.</p> <p>Use a comfortable grip with good control when holding pens and pencils.</p>	<p>First paintings. Provide various opportunities for mark making e.g. chalks, whiteboards, etc, both indoors and outdoors.</p> <p>Teach the children how to use equipment safely e.g. paint rollers, scissors, staplers, hole punches, glue sticks and writing implements. Introduce the rules for using equipment safely, e.g. correct way to hold scissors.</p> <p>Encourage children to attempt to put on their own coats and aprons. Encourage children to use the toilets independently.</p> <p>Provide activities to develop pincer grip e.g. tweezers, picking up small objects, etc. (Finger gym activities) Model how to hold a pencil with a comfortable grip.</p>

Literacy- Key Texts:

Development Matters	Activities
<p>Enjoy songs and rhymes, tuning in and paying attention.</p> <p>Join in with songs and rhymes, copying sounds, rhythms, tunes and tempo.</p> <p>Copy finger movements and other gestures</p> <p>Enjoy drawing freely.</p> <p>Add some marks to their drawings, which they give meaning to. For example: "That says mummy."</p>	<p>Singing simple songs at singing time. Nursery rhymes and those linked to bodies e.g. head, shoulders... I've got a body. Introduce Alphablocks and encourage children to explore.</p> <p>Read simple stories that have repeated words and phrases in them. Encourage children to say the words as the story is being read by the staff member.</p> <p>Daily singing of nursery rhymes so children become very familiar with them. Singing simple songs and pausing for children to fill in the blanks.</p> <p>Drawing themselves and their family members. Painting self-portraits.</p>

Mathematics	
Development Matters	Activities
<p>Recite numbers past 5.</p> <p>Say one number for each item in order: 1,2,3,4,5.</p> <p>Show 'finger numbers' up to 5.</p> <p>Take part in finger rhymes with numbers.</p> <p>Counting-like behaviour, such as making sounds, pointing or saying some number names in sequence.</p>	<p>Sing number rhymes such as '1, 2, 3, 4, 5.', counting friends away at registration. Introduce Numicon and Numberblocks and encourage children to explore. Make connections between the Numicon shape and the number value.</p> <p>Make use of a variety of number programmes available on the computer. Adults to model and reinforce mathematical language in all areas. Create a rich number environment such as numbered bikes, toilets, etc.</p> <p>Provide opportunities for children to count in context and for a purpose e.g. counting friends away at registration, how many people live in your house? Discussing birthdays and how old children are.</p> <p>Have numbers in all areas of the nursery environment. Activities to encourage children to develop an interest in numbers such as 'a number hunt', adults asking questions such as 'How many are left?', 'How many biscuits do we need?' etc.</p> <p>Counting friends at register time. Counting fruit and milk cartons at milk time. Counting a variety of things during free play.</p>
Understanding the World	
Development Matters	Activities
<p>Make connections between the features of their family and other families.</p> <p>Notice differences between people.</p> <p>Talk about what they see using a wider vocabulary.</p> <p>Explore how things work.</p>	<p>Talking about ourselves-looks, likes, families, etc. Painting self-portraits, sharing family photos, circle time games.</p> <p>Sharing family photos. Talking about friends and family and looking at photos. Teachers to share their photos too.</p> <p>Encourage children to talk about what they can see both indoors and when playing outside. Introduce topic based vocabulary.</p> <p>Teach children to complete simple programs on the computer linked to ourselves e.g. Early Years ICT</p>

Expressive Arts & Design	
Development Matters	Activities
<p>Enjoy taking part in action songs, such as Twinkle, Twinkle Little Star.</p> <p>Express ideas and feelings through making marks, and sometimes give a meaning to the marks that they make.</p> <p>Create closed shapes with continuous lines, and begin to use these shapes to represent objects.</p> <p>Explores colour and colour mixing.</p>	<p>Encourage children to join in at singing time-simple nursery rhymes. Sing traditional rhymes daily.</p> <p>Drawing themselves and their families. Children to complete their first painting. Encourage children to talk about their pictures.</p> <p>Teach children the primary colours. Go on a 'colour hunt' in the Nursery, asking children what colours they can see. Make colours a focus of the interest table.</p>